

**Features / Operation**

- Compatible with latest CAN vehicles
- Enables Service and Inspection mode for safe working practices

The new Land Rover / Range Rover Sport Service Indicator Reset & Electronic Park Brake tool has been designed to extinguish service lights and to mount the cable for the EPB for Land Rovers and Range Rover Sport.

In addition to this it will also allow you to reset the EPB system if the emergency release cable has been activated and release the EPB in the event that it becomes jammed.



Service Reset – Will reset the service light on the vehicle.

- 24,000 km / 12 months / 15,000 miles
- 12,000 km / 6 months / 7,500 miles

EPB Release – Releases the cable to allow the Brakes to be changed on the vehicle.

EPB Reset – Resets the cable if the Emergency release cable has been activated.

EPB Unjam – Allows the EPB to be un-jammed when the vehicle has entered a state where the brakes screech when applying the Parking Brake, the rear brakes squeak or rub when the vehicle is moving or there is evidence of shoe-drag.

Clear Codes – This allows you to clear any codes that are or have been present as a result of the emergency cable being activated or the Park Brake becoming jammed.



**MODE Selection** for selecting different EPB Functions.



**MODE Selection** for selecting the Service Function.

**LandRover / RangeRover SLR / EPB User Instructions**



Service LED.



EPB LED



Function Button



OK Button




Mode Selection


## Vehicle Set-Up

- 1 Ensure vehicle ignition is turned off.
- 2 Using the application list and socket location diagrams below, connect the EPB & Service tool to the identified diagnostic socket.
- 3 Turn on the vehicle ignition.

### Service Reset - 24,000 km / 15,000 miles / 12 months

- 
1. Press mode button to select correct type (Service).
  2. Press the function button to select the appropriate service you wish to reset. In this case a 24,000 km / 15,000 mile / 12 month service.
  3. Press the 'OK' button to reset the service light. The function LED's will flash to indicate a successful reset.
  4. If the reset is unsuccessful, the Service LED Selection will flash.

### Service Reset - 12,000 km / 7,500 miles / 6 months

- 
1. Press mode button to select correct type (Service).
  2. Press the function button to select the appropriate service you wish to reset. In this case a 12,000 km / 7,500 mile / 6 month service.
  3. Press the 'OK' button to reset the service light. The function LED's will flash to indicate a successful reset.
  4. If the reset is unsuccessful, the Service LED Selection will flash.

### Cable Release



1. Press the Mode button to select correct type (EPB).

2. Press the Function button to select the appropriate EPB operation.

3. Press the 'OK' button to activate the cable release function. The function LED will flash to indicate a successful reset.

4. If the function is unsuccessful, the EPB Mode LED Selection will flash.

**Note:** For safety reasons we recommend removing the EPB 30A fuse from the battery junction box.

### Cable Reset



1. Press mode button to select correct type (EPB).

2. Press the Function button to select the appropriate EPB operation.

3. Press the 'OK' button to activate the cable reset function. The function LED will flash to indicate a successful reset.

4. If the function is unsuccessful, EPB Mode LED Selection will flash.

**Note:** For safety reasons we recommend removing the EPB 30A fuse from the battery junction box.

## Cable Unjam



1. Press mode button to select correct type (EPB).



2. Press the Function button to select the appropriate EPB operation.

3. Start the engine and run at Idle.



4. Press the 'OK' button to activate the cable unjam function. When the function light flashes turn the ignition off.



5. If the function is unsuccessful, EPB Mode LED Selection will flash.

Note: As part of this process the Clear codes routine is automatically ran to clear any codes within the EPB system.

**Note: For safety reasons we recommend removing the EPB 30A fuse from the battery junction box.**

## Clear Codes



1. Press mode button to select correct type (EPB).



2. Press the Function button to select the appropriate EPB operation.








3. Press the 'OK' button to clear any stored codes within the EPB module. The function LED will flash to indicate clear codes was performed successfully.



4. If the function is unsuccessful, EPB Mode LED Selection will flash.

Note: Any codes that are not able to be cleared will remain on the Module. Use the Sykes-Pickavant SPI to determine what these codes are and what steps need to be taken to resolve the problem.

## Application List

				
LandRover EPB				
DISCOVERY III	If Supported	P/D	All	05-09
RANGE ROVER SPORT	If Supported	P/D	All	05-09
LandRover SERVICE RESET				
DISCOVERY III	If Supported	P/D		05-09
RANGE ROVER SPORT	If Supported	P/D		05-09

Range Rover Sport & Discovery III Service schedule Check Sheet

Country	Interval	Service Indicator Enabled	
Austria	24000 km / 12 months	Yes	EUR
Croatia	24000 km / 12 months	Yes	EUR
Belgium	24000 km / 12 months	Yes	EUR
Luxemburg	24000 km / 12 months	Yes	EUR
Canaries	12000 km / 6 months	No	ROW
Gibraltar	15000 mile / 12 months	Yes	EUR
Denmark	24000 km / 12 months	Yes	EUR
Finland	24000 km / 12 months	Yes	EUR
France	24000 km / 12 months	Yes	EUR
Germany	24000 km / 12 months	Yes	EUR
Greece	24000 km / 12 months	Yes	EUR
Iceland	12000 km / 6 months	Yes	ROW
Italy	24000 km / 12 months	Yes	EUR
Netherlands	24000 km / 12 months	Yes	EUR
Norway	24000 km / 12 months	Yes	EUR
Portugal	24000 km / 12 months	Yes	EUR
Spain	24000 km / 12 months	Yes	EUR
Sweden	24000 km / 12 months	Yes	EUR
Switzerland	24000 km / 12 months	Yes	EUR
Cyprus	15000 mile / 12 months	Yes	EUR
Malta	24000 km / 12 months	Yes	EUR
Ireland	15000 mile / 12 months	Yes	EUR
UK	15000 mile / 12 months	Yes	EUR
Russia	12000 km / 6 months	No	ROW
Bulgaria	12000 km / 6 months	No	ROW
Czech Republic	24000 km / 12 months	No	ROW
Hungary	24000 km / 12 months	No	ROW
Poland	24000 km / 12 months	No	ROW
Turkey	12000 km / 6 months	No	ROW
Turkish Cyprus	7500 mile / 6 months	No	ROW
Ukraine	12000 km / 6 months	No	ROW
Slovakia	24000 km / 12 months	No	ROW
Slovenia	24000 km / 12 months	No	ROW
Estonia	12000 km / 6 months	No	ROW
North America	7500 mile / 6 months	Yes	NAS
Canada	12000 km / 6 months	Yes	NAS
Mexico	12000 km / 6 months	Yes	NAS

Country	Interval	Service Indicator Enabled	
Argentina	12000 km / 6 months	No	ROW
Brazil	12000 km / 6 months	No	ROW
Bahamas	7500 mile / 6 months	No	ROW
Chile	12000 km / 6 months	No	ROW
Dominican Republic	12000 km / 6 months	No	ROW
Panama	12000 km / 6 months	No	ROW
Paraguay	12000 km / 6 months	No	ROW
South Africa	12000 km / 6 months	No	ROW
Israel	12000 km / 6 months	No	ROW
Egypt	12000 km / 6 months	No	ROW
Jordan	12000 km / 6 months	No	ROW
Lebanon	12000 km / 6 months	No	ROW
Morocco	12000 km / 6 months	No	ROW
Syria	12000 km / 6 months	No	ROW
Abu Dhabi	12000 km / 6 months	No	ROW
Bahrain	12000 km / 6 months	No	ROW
Dubai	12000 km / 6 months	No	ROW
Kuwait	12000 km / 6 months	No	ROW
Oman	12000 km / 6 months	No	ROW
Qatar	12000 km / 6 months	No	ROW
Saudi Arabia	12000 km / 6 months	No	ROW
China	12000 km / 6 months	No	ROW
New Zealand	12000 km / 6 months	Yes	ROW
Hong Kong	7500 mile / 6 months	Yes	ROW
Korea (south)	12000 km / 6 months	Yes	ROW
Malaysia	12000 km / 6 months	Yes	ROW
Singapore	12000 km / 6 months	Yes	ROW
Taiwan	12000 km / 6 months	Yes	ROW
Thailand	12000 km / 6 months	Yes	ROW
Brunei	7500 mile / 6 months	Yes	ROW
Indonesia	12000 km / 6 months	No	ROW
Philippines	7500 mile / 6 months	No	ROW
Sri Lanka	7500 mile / 6 months	No	ROW
Iet Nam	12000 km / 6 months	No	ROW
Australia	12000 km / 6 months	Yes	ROW
Japan	12000 km / 6 months	Yes	ROW