

# How to adjust mileage with Digimaster3

1, if the following dialog box appear asking to “re-run the software”, it indicates digimaster3 was not registered and can't be used, the tested digimaster3 will not show this error.



2, Start up machine, it displays digimaster3 Basic Information: 0 tokens- means no tokens limitation; digimaster3 supports free upgrade online and no need user name and password.

www.diyobd.fr  
E-mail:sales01@diyobd.fr  
MSN:diyobd@live.com  
Yahoo:diyobd@ymail.com  
Skype:diyobd.fr

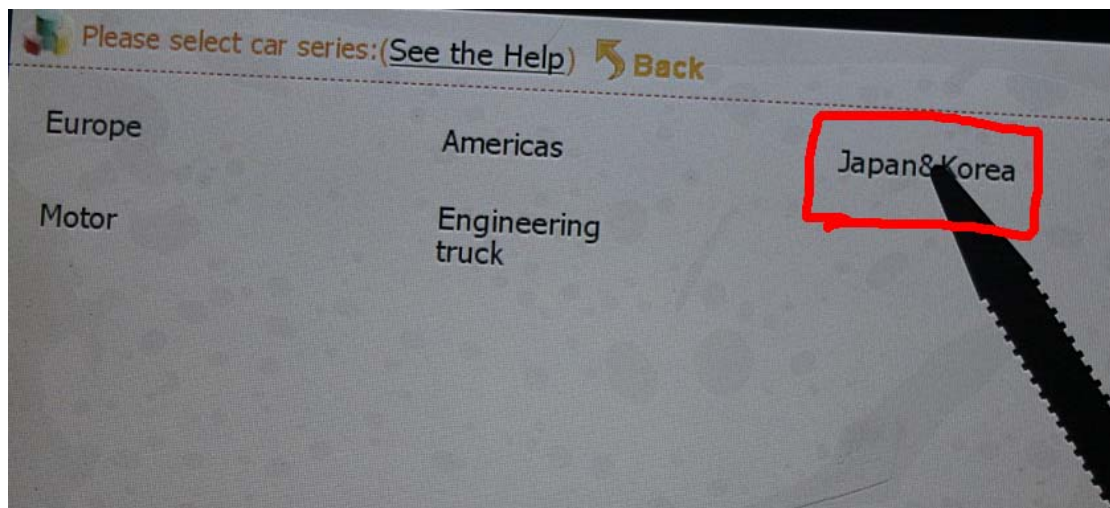


3, I will show how to adjust the mileage, take Toyota Camry mileage adjust for example, firstly find the basic information for Toyota Camry mileage correction in the “digimaster3 vehicle list.xl” as follows, it needs to use OBP adapter, so find the OBP adapter in the tool box, in the digimaster3 display screen, choose “Meter System”.

<a href="#">Back to Index</a>		
Type	Information	Adapter
Avensis		OBP Adapter
Camry		OBP Adapter
Corolla		OBP Adapter
Hiace		OBP Adapter
Landc	KDJ120	OBP Adapter
	KJ95-J9	OBP Adapter
	2700	OBP Adapter
Prado	3400	OBP Adapter
	4000	ICP Adapter
	4500	OBP Adapter
	4700	OBP Adapter



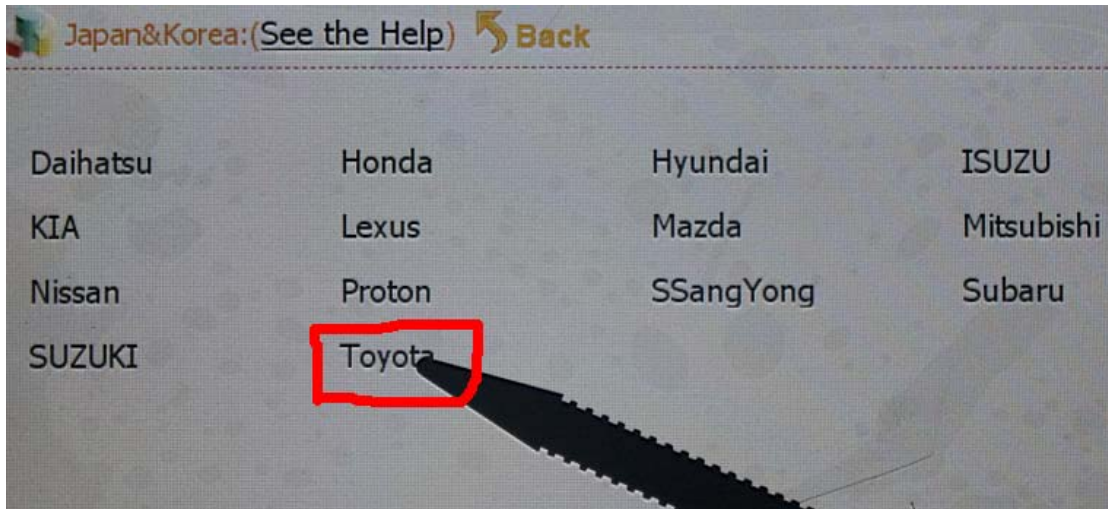
#### 4, Select "Japan & Korea"



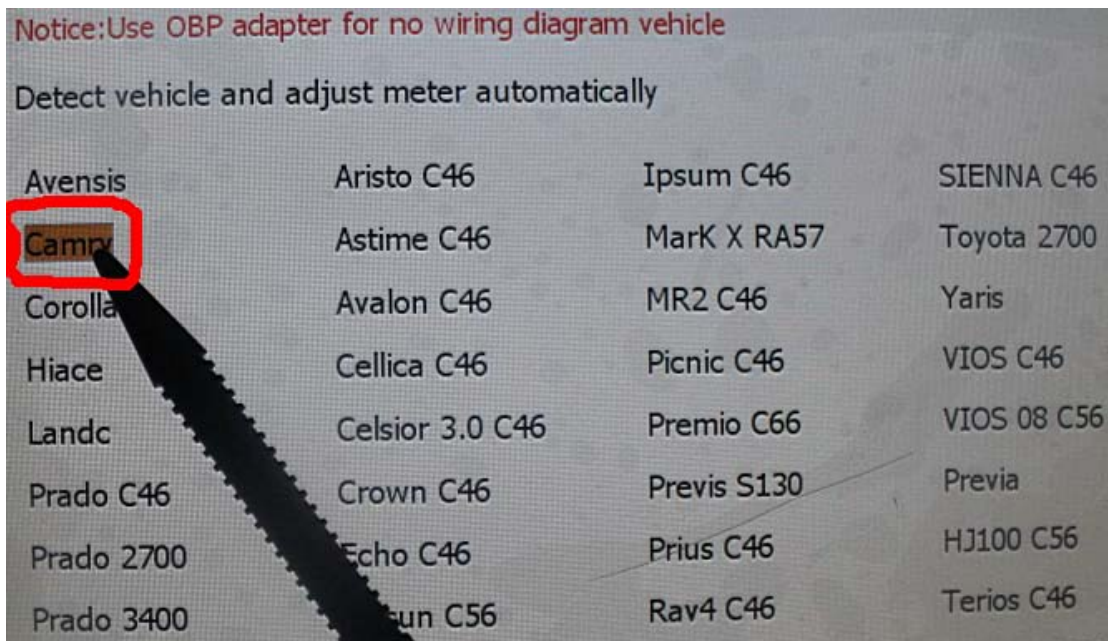
#### 5, Select "Toyota"

www.diyobd.fr  
E-mail:sales01@diyobd.fr  
MSN:diyobd@live.com  
Yahoo:diyobd@ymail.com  
Skype:diyobd.fr

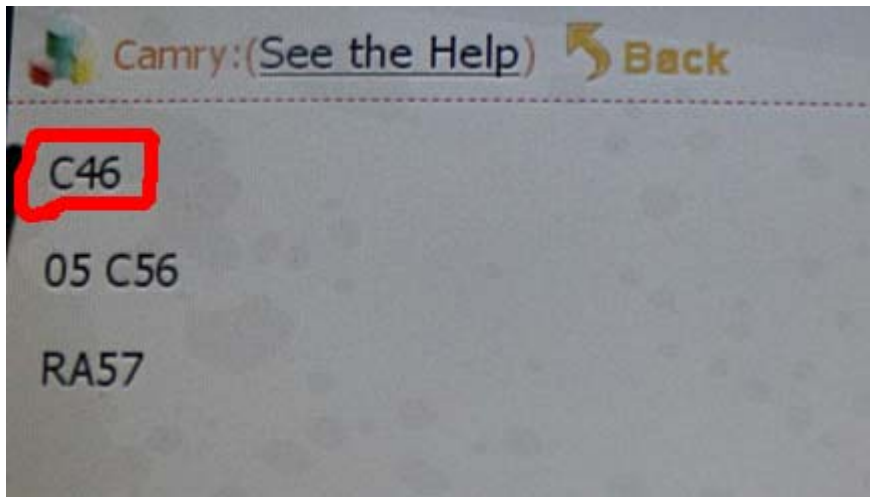




## 6, Select "Camry"




7, show "C46" as follows, it indicates to remove the Instrument and to find C46 chip. Note: the same as to the other cars models, when it displays chip model, just to remove the Instrument and find the corresponding chip model.




8, the following picture tells the position of dip 93c46, now remove dip 93c46.

Note: be careful not separate chip angle and make sure not short-circuit.



9, let's see what's the removed 93c46 chip like.



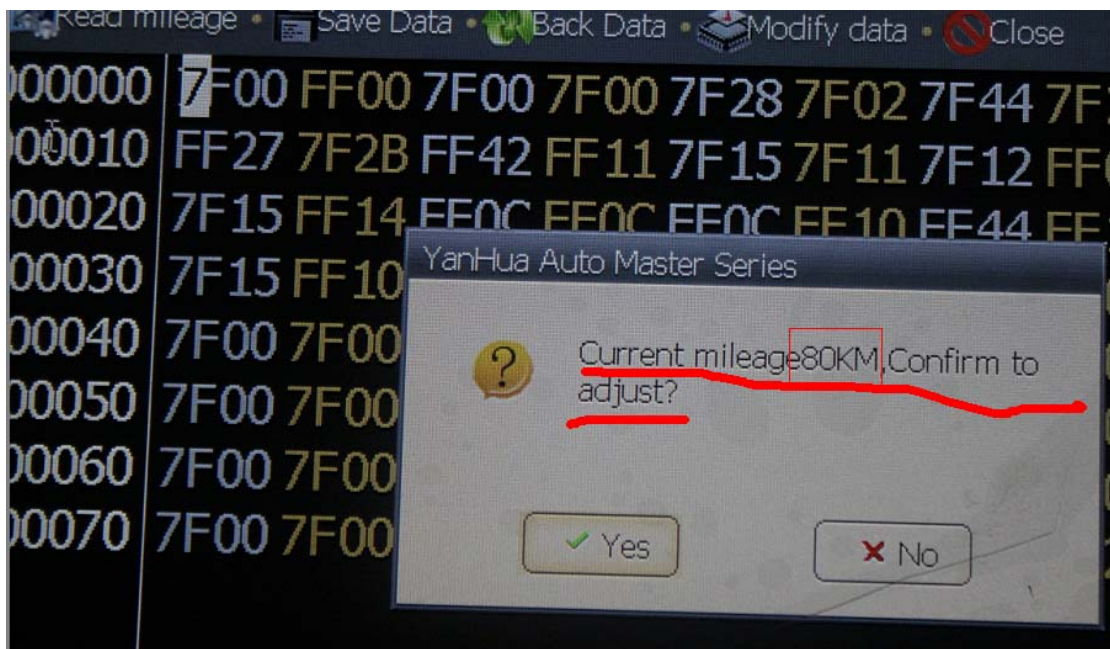
**10, insert the chip in the right position and connect the OBP, (Note: notice 93C46 direction)**

www.diyobd.fr  
E-mail:sales01@diyobd.fr  
MSN:diyobd@live.com  
Yahoo:diyobd@ymail.com  
Skype:diyobd.fr

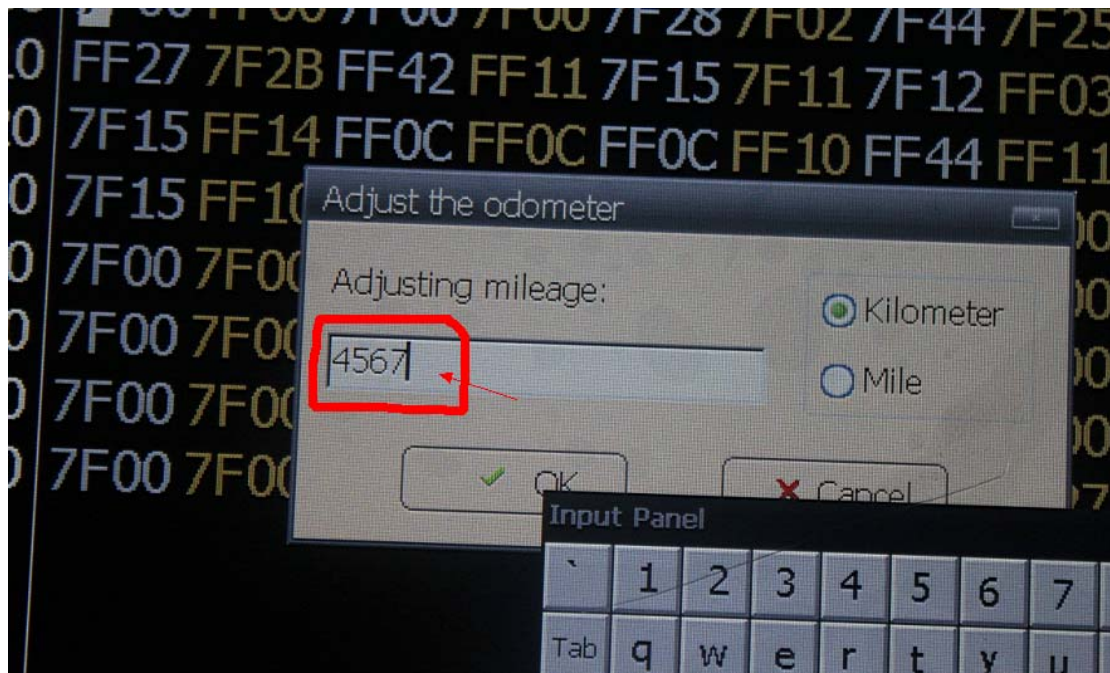




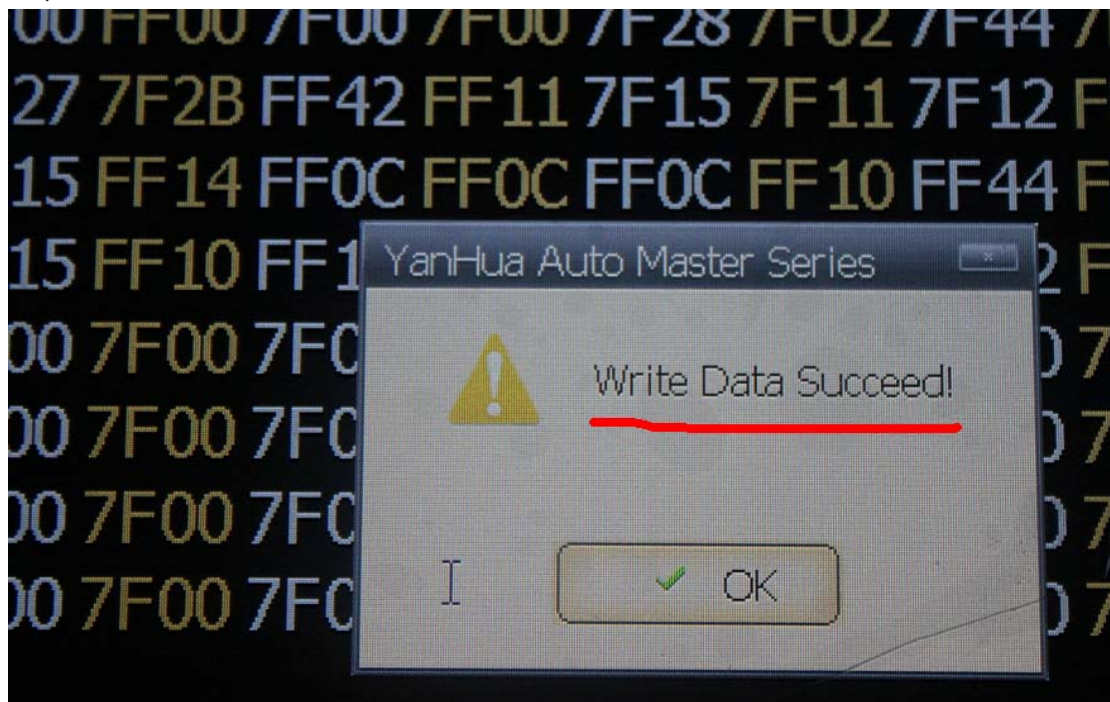
11, Click “Next”, read out Chip mileage value 80KM, select “Yes” to adjust the mileage value you want.



12, For example, in the box "Adjusting mileage", enter 4567, and then click "OK".

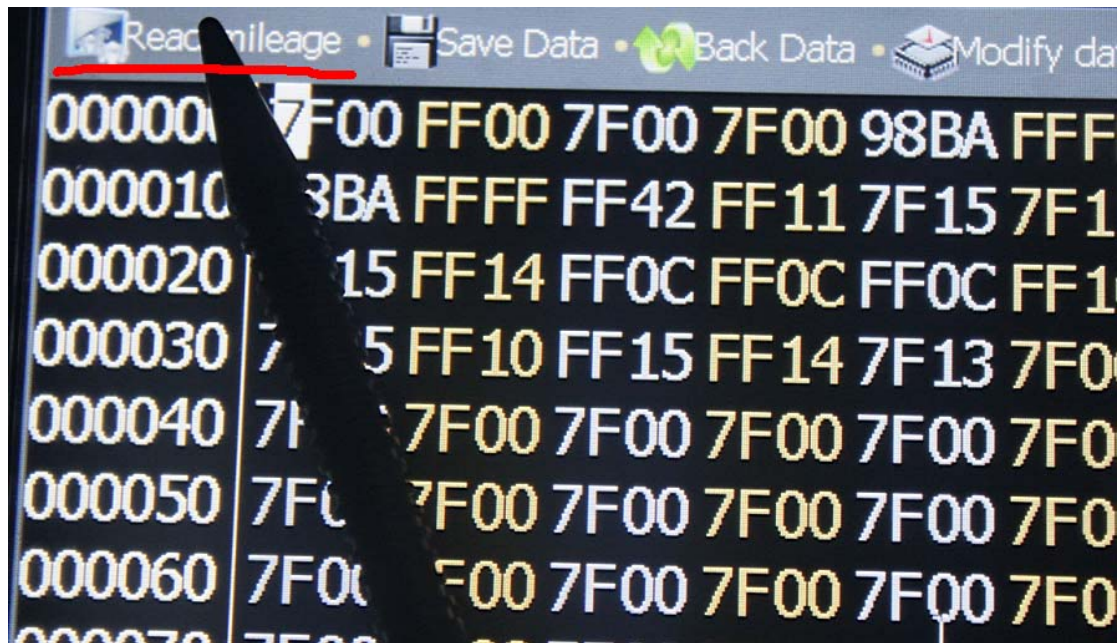


13, Write Data succeed!





14, read out the current mileage value to confirm whether it matches the mileage value you just now adjusted.



15, now we confirm, the Current mileage is 4567 Kilometer.

